

SPECIFICATIONS Mycenter-HX250iG

Table

Table Size	254 x 254mm (10.0" x 10.0")
Table Indexing	0.001 Degree (4th Axis)
Tapped Hole (Size x Qty.)	M12 x 1.75 x 8
Max. Table Load	100kg (220 lbs.)
Max. Workpiece Dia.	Ø350mm (Ø13.8")
Max. Workpiece Height	400mm (15.7")

Travels

X-Axis Travel	305mm (12.0")
Y-Axis Travel	305mm (12.0")
Z-Axis Travel	330mm (13.0")
B-Axis Travel	0 to 360 Degrees Full 4th Axis
Table Surf. to Spindle Center	60 to 365mm (2.4" to 14.4")
Table Center to Spindle Nose	60 to 390mm (2.4" to 15.4")

Spindle

Spindle Taper	#30 NST (HSK-E40 Option / 30k)
Spindle Speed	150 ~ 15,000min ⁻¹ (30,000min ⁻¹ Opt.)
Drive Method	Direct Drive
Maximum Spindle Torque	70.0 N·m (51.6 ft·lbs)
Spindle Motor	11kW (15HP AC/30 min) 7.5kW (10HP AC/Cont.)

Feed

Rapid Feed X,Y,Z	60m/min (2,362ipm)
Cutting Feed Rate X,Y,Z	60m/min (2,362ipm)
Rapid Feed (B-Axis)	108,000 deg/min (300 min ⁻¹)

APC

Number of Pallets	2 (Opt. 10-Station Pallet Pool)
APC Change Time	7.9 seconds

ATC

Tool Storage Capacity	40 Tools (Opt. 52, 102)
Tool Selection Method	Random Bi-Directional, Fixed Pot
Tool Holder Style	BT 30 (HSK-E40 Opt.)
Max. Tool Dia.	Ø50mm (Ø2.0") / Ø75mm (Ø3.0")
Max. Tool Length	200mm (7.9")
Max. Tool Weight	2kg (4.4 lbs.)
Tool to Tool	0.9 seconds
Chip to Chip	2.8 seconds, min.

Utilities


Power Requirement	30KVA, 200v AC, 3 Phase
Air Requirement	0.5 MPa, 150L/min (90psi, 6cfm)

Machine Dimensions


Required Space (W x D)	2,330 x 2,948mm (91.7" x 116.1")
Machine Height	2,470mm (97.2")
Machine Net Weight	4,500kg (9,900 lbs.)

Control	Arumatik [®] -Mi Control
----------------	-----------------------------------

Available Options



Spindle and Tool Probes



Field Retrofittable 5th Axis Rotary Tables (available on both pallets)

Up to 1000psi Coolant Thru the Spindle Available



Production Monitoring Software



Smart Fixturing and Workholding Options



Kitamura Machinery Co., Ltd. (Headquarters)
TEL: (0766) 63-1100 FAX: (0766) 63-1128
www.kitamura-machinery.co.jp

Kitamura Machinery of U.S.A., Inc. (Chicago)
TEL: (847) 520-7755 FAX: (847) 520-7763
www.kitamura-machinery.com

Kitamura Machinery GmbH (Düsseldorf)
TEL: (0211) 65-6077 FAX: (0211) 904-7916
www.kitamura-machinery.eu



MYCENTER[®]

HX250iG



HORIZONTAL MACHINING CENTER

SIMPLIFY THE COMPLICATED


HX250iG The machine for high speed, high productivity intricate machining of small components

Power & precision in an ultra-compact footprint

- Rigid 4,500kg (9,900Lbs) Meehanite cast construction manufactured in Japan with craftsmanship in handscraping techniques
- Space-saving, ultra compact 2.33 x 2.95m (7.7' x 9.7') footprint
- 2-station APC with high speed 4th Axis rotary table with rotary scale. DD motor driven with rapids of 108,000deg/min (300min⁻¹)
- Ultra-high-speed rapid/cutting feeds, 60m/min (2,362ipm)
- Ultra-high speed tool change, T-T 0.9 Seconds
- High performance THK double roller linear guideway system
- Powerful 15,000min⁻¹, 15HP Direct Drive, Dual Contact Spindle. 30,000min⁻¹ HSK spindle is an available option
- Standard scraper type chip conveyor with rolling filtration system



All mating surfaces are hand scraped to assure an absolutely perfect fit. No need for geometry compensation to adjust for squareness, parallelism and perpendicularity. High performance THK double roller linear guideways offer long life expectancy while holding accuracies. Smooth and quiet operation.




Generous Work Envelope.
 Ø350mm (Ø13.8") x 400mm (15.7") H. Standard 2-APC system and full 4th axis offer smart fixturing and work holding options. An additional 5th axis can be added to BOTH pallets in the field for ultimate flexibility and less handling of your more complex parts.



High Speed B-Axis - DD Motor Driven 108,000deg./min (300min⁻¹) Rotation.

- Positioning Accuracy ±2 arc sec
- High resolution built-in Heidenhain rotary encoder
- Zero backlash
- Dramatically faster indexing time reduces out of cut time and increases the amount of material removed in milling applications. Turning is possible with "Fastest in class" rapid feeds.



Now Available – Field installable 10-Station APC System. Fits within a compact 417mm (163") deep x 2995mm (118") wide footprint.



Pioneering Icon CNC Operation with Interactive Touchscreen Display Technology

Arumatik®-Mi

- 67 Million pulse encoder technology with 8,192 block look-ahead processing speeds
- Software upgrades throughout the life of the control
- Fanuc user-friendly
- Completely customizable and expandable user experience
- Video Guidance and visual programming screens

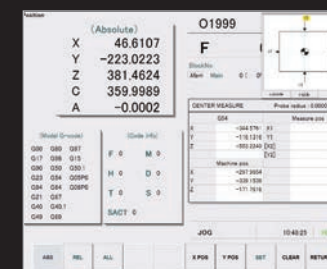
Positioning Accuracy +/-0.002mm (+/-0.000079") / Full Stroke

World renowned JAPANESE

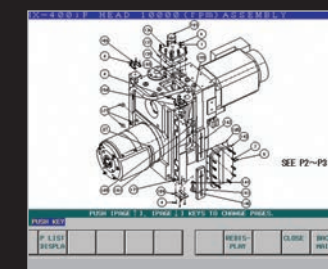
The latest in control technology with a focus on ease of use for the operator



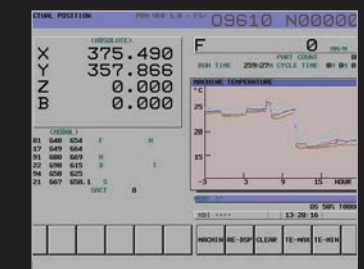
Customizable Icon Screen. Advanced touch screen capabilities with user customized main menu touch screen and a variety of visual programming screens and functions that offer the operator faster and easier methods of part set-up and processing.



Work Set Assistance. Set-up work offsets with just a few keystrokes. Four types of measurements are possible. Edge side measure, center measure, 3 point diameter center measure and corner measure if angular.



Maintenance Support Function. Kitamura's Maintenance Support Function Offers operator convenience in displaying methods of machining maintenance, repair and parts support on the NC Screen



Intelligent Advanced Control System. Controls the effects of heat displacement in order to ensure continuous accuracy in machining. Minimizes head displacement to less than +/-5 microns. 6 sensors positioned on the machine measure and monitor temperature of machine and compensation guarantees positioning accuracy of +/-0.002mm (+/-0.000079") / Full stroke. Kitamura patented system since 1998.

**Daily Thermal Graphic Display*

Repeatability +/-0.001mm (+/-0.000039")

design, engineering and manufacture since 1933