




MACH 2c WATERJET SERIES



MACH 2
c series

THE ESSENTIAL WATERJET



The perfect combination of proven performance, robust design, and exceptional price.



MACH 2 2040c
**See additional sizes and specifications on back*

GENUINE FLOW EXPERTISE INSIDE & OUT




RIGID CONSTRUCTION

Designed using Finite Element Analysis (FEA), and thermally stress relieved steel, handles high production needs with ease.



SYSTEM PROTECTION

The protection of your motion control system is important. Full wrap around bellows on the drive system ensures long component life, and highly accurate cut parts.



ROLL-AROUND CONTROL

Designed for convenience, the roll-around control allows you to move freely and the touch screen provides an easy interface.



SIMPLE YET POWERFUL FLOWMASTER® SOFTWARE SUITE

Comprehensive, easy to use software package filled with powerful features. SmartStream jet modeling technology allows you to cut accurate, fast parts the first time.

CUTTING HEAD TECHNOLOGY

PURE WATERJET

Hair-thin pure waterjet stream cuts soft materials.

STANDARD WATERJET

Uses garnet abrasive to cut virtually any hard material.

DYNAMIC WATERJET®

Three times faster and more accurate than Standard Waterjet.

MULTIPLE CUTTING HEADS

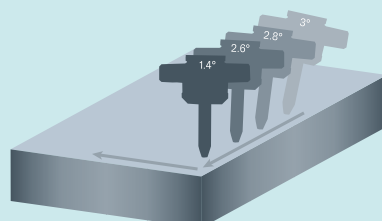
Cut more parts at the same time with multiple cutting heads.



DYNAMIC WATERJET®
DYNAMICALLY SUPERIOR PARTS

Our patented Dynamic Waterjet works unlike any other system. Using our SmartStream™ technology, Dynamic Waterjet not only counters stream lag and taper (characteristics inherent to waterjet), but also automatically tilts and monitors the speed of your cutting head on the fly. This ensures the part you pick up off the table is cut as quickly as possible, and to high precision.

- Exacting precision: +/- .0254 mm [+/- .001 in]
- Up to 3x faster than standard systems



Dynamic Waterjet option available on Mach 2c.

PUMP TECHNOLOGY

INTENSIFIER

4,150 BAR [60,000 PSI]

With continuous operating pressure at 4,150 bar [60,000 psi], this is the longest lasting, lowest maintenance ultrahigh-pressure pump in the industry.

HYPLEX® PRIME

4,150 BAR [60,000 PSI]

With pressures rated at 4,150 bar [60,000 psi] and continuous operating pressures of 3,800 bar [55,000 psi], HyPlex Prime pumps are the highest pressure, most advanced direct drive pumps available today.



INTENSIFIER

4,150 BAR [60,000 PSI]

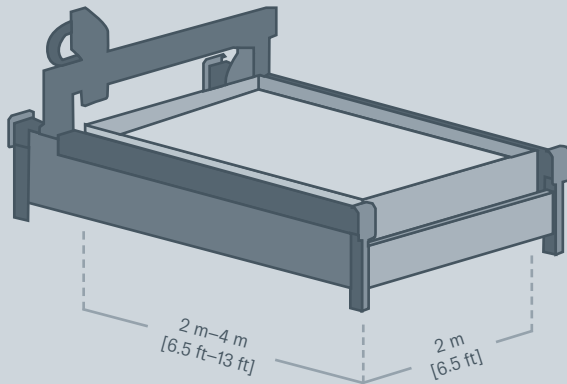


HYPLEX® PRIME

4,150 BAR [60,000 PSI]

MACH2

c series



Mach 2c Specifications

Accuracy	±.125 mm	±0.005 in
Cut Speed	20 m/min	Up to 800 ipm
Traverse Speed	20 m/min	Up to 800 ipm
Repeatability	.050 mm	.002 in
Z Vertical Travel	152 mm	6 in
Sizes		
2020c	2 m x 2 m	6.5 ft x 6.5 ft
2030c	2 m x 3 m	6.5 ft x 10 ft
2040c	2 m x 4 m	6.5 ft x 13 ft

ADDITIONAL OPTIONS & ACCESSORIES

- High-Performance Motion Package
- Operator Convenience Package
- FlowTeach™ with Wireless Pendant
- Abrasive Removal System
- Stainless Steel Material Catcher Support System
- Multiple Cutting Heads
- UltraPierce™ Material Piercing Assist
- Laser Edge Finder
- Dynamic Contour Follower™
- FlowNest® Software
- FlowShift Vectorization Software
- ProXtract™ Part Removal Wand
- And More



UNITED STATES & CANADA

23500 64th Avenue South
 Kent, Washington 98032 USA
 Tel: 253-850-3500
 TOLL-FREE: 800-446-3569
 Fax: 253-813-3285
 info@flowcorp.com
 FlowWaterjet.com

CENTRAL AMERICA, SOUTH AMERICA, MEXICO & CARIBBEAN

Tel: +55-11-3616-2822
 flowlatino@flowlatino.com
 FlowLatino.com

EUROPE, MIDDLE EAST & AFRICA

Tel: +49-7252-538-0
 info@flowgmbh.com
 FlowEurope.com

TAIWAN, CHINA, KOREA, SOUTHEAST ASIA, AUSTRALIA & NEW ZEALAND

Tel: +886-3-577-2102
 sales@flowasia.com.tw
 FlowAsia.com

JAPAN

Tel: +81-52-701-7021
 fjc@flowjapan.co.jp
 FlowAsia.com